

# Use Brackets, Dashes and Commas to Show Parenthesis

## Task 1

For each of these sentences, add an extra information clause (parenthesis) to the noun or clause in **bold**. Remember to mark the start and end of your parenthesis with **brackets**, **commas** or **dashes**. Vary your punctuation; don't just use one!

e.g. **My brother** never brushes his hair!

*My brother, who thinks he's really cool, never brushes his hair! OR*

*My brother – Jason – never brushes his hair! OR*

*My brother (the scruffiest boy in history) never brushes his hair!*

- 1) I'm going to **a party** on Saturday.
- 2) At the zoo last week, we saw **five elephants**.
- 3) Never smile at **a crocodile** or you'll regret it!
- 4) Mum's promised us **hot chocolate** after swimming club.
- 5) We won the **5-a-side match** easily.

## Task 2

For each of these sentences, you need to choose a suitable parenthesis from the box underneath and work out where it should go. Remember to mark the start and end of your parenthesis with brackets, commas or dashes. Vary your punctuation; don't just use one!

e.g. The main door of the office is in the basement.


*The front door (with the square 'enter' button to press) is in the basement.*

- 6) My favourite teddy has only one ear.
- 7) The Empire State Building is in New York.
- 8) Most smart phones can be used to play games.
- 9) The cycle track went right through the woods.
- 10) You'll never guess what I heard Sadie say to Kate!

which was full of pot holes	the kind with touch screens	my sister's friend
with the square 'enter' button to press	he's called Marvin	381m high

## Challenge

Now write **three sentences of your own**. Each one should be a complex sentence and include a parenthetical piece of information.



Remember to use brackets, commas or dashes.



# Use Brackets, Dashes and Commas to Show Parenthesis

## Task 1

For each of these sentences, add some extra information (parenthesis) in the space \_\_\_\_\_. Remember to mark the start and end of your parenthesis with **brackets**, **commas** or **dashes**. Try to vary your punctuation; don't just use one!

e.g. My brother \_\_\_\_\_ never brushes his hair!

*My brother, who thinks he's really cool, never brushes his hair! OR*

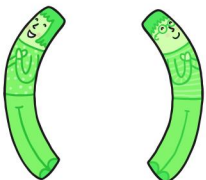
*My brother – Jason – never brushes his hair! OR*

*My brother (the scruffiest boy in history) never brushes his hair!*

- 1) I watched a horror film \_\_\_\_\_ and it really scared me!
- 2) Dinosaurs \_\_\_\_\_ were a type of reptile.
- 3) We're not allowed peanut butter \_\_\_\_\_ in school because there's a girl who's allergic to nuts.
- 4) The bats \_\_\_\_\_ sleep in our attic during the day.
- 5) I lost my phone \_\_\_\_\_ when we went on the Thunder Roller ride.
- 6) We made popcorn \_\_\_\_\_ for my birthday party.
- 7) Simone \_\_\_\_\_ doesn't speak much English yet.
- 8) We were helping the caretaker \_\_\_\_\_ to carry all the chairs into the hall.
- 9) There aren't any apples left \_\_\_\_\_ because we used them to make a pie.
- 10) 'Blue Peter' \_\_\_\_\_ has been on TV since the 1960s.
- 11) Put some cushions \_\_\_\_\_ on the floor and we can lie down to watch the film.
- 12) My dog \_\_\_\_\_ is a very curly labradoodle.

## Challenge

Now write **three sentences of your own**. Each one should be a complex sentence and include a parenthetical piece of information.



Remember to use brackets, commas or dashes.



Date \_\_\_\_\_ Name \_\_\_\_\_

# Use Brackets to Show Parenthesis (Extra Information)

Sometimes we want to add a bit of extra information to a sentence as an afterthought. If we left out this extra word or phrase, the main sentence would still make sense. This is called **parenthesis**. There's an example of parenthesis in the title of this worksheet!

For each of these sentences, can you add a parenthesis in the space marked \_\_\_\_? There's a hint word to help you think what to write. Have a look at these examples.

e.g. My brother \_\_\_\_ never brushes his hair! [hint: **cool**]

*My brother (who thinks he's really cool) never brushes his hair!*

e.g. My brother \_\_\_\_ never brushes his hair! [hint: **name?**]



*My brother (who's called Jason) never brushes his hair!*

- 1) I watched a horror film \_\_\_\_\_ and it really scared me! [hint: **title?**]
- 2) Dinosaurs \_\_\_\_\_ were a type of reptile. [hint: **extinct**]
- 3) We're not allowed peanut butter \_\_\_\_\_ in school because there's a girl who's allergic to nuts. [hint: **packed lunch**]
- 4) The bats \_\_\_\_\_ sleep in our attic during the day. [hint: **nocturnal**]
- 5) I lost my phone \_\_\_\_\_ when we went on the ThunderRoller ride. [hint: **birthday present**]
- 6) We made popcorn \_\_\_\_\_ for my birthday party. [hint: **type?**]
- 7) Simone \_\_\_\_\_ doesn't speak much English yet. [hint: **from where?**]
- 8) We were helping the caretaker \_\_\_\_\_ to carry all the chairs into the hall. [hint: **back ache**]
- 9) There aren't any apples left \_\_\_\_\_ because we used them to make a pie. [hint: **lots earlier**]
- 10) 'Blue Peter' \_\_\_\_\_ has been on TV since the 1960's. [hint: **children's programme**]
- 11) Put some cushions \_\_\_\_\_ on the floor and we can lie down to watch the film. [hint: **how many?**]
- 12) My dog \_\_\_\_\_ is a very curly labradoodle. [hint: **name?**]

## Challenge

Now write **three sentences of your own**. Each one should include a parenthetical (extra) piece of information.

Remember to use brackets!





Date \_\_\_\_\_

Name \_\_\_\_\_

# Use Brackets to Show Parenthesis (Extra Information)

Sometimes we want to add a bit of extra information to a sentence as an afterthought. If we left out this extra word or phrase, the main sentence would still make sense. This is called **parenthesis**. There's an example of parenthesis in the title of this worksheet!

You have some sets of words which make separate sentences. With each one, there is also a parenthesis (an extra bit of information) in brackets. Can you cut up the cards and put the sentence in the correct order with the parenthesis in the right place? Don't forget your sentence punctuation!

e.g.

never	my	brushes
brother	hair	his
(who thinks he's really cool)		



Regent Studies | [www.regentstudies.com](http://www.regentstudies.com)

My brother **(who thinks he's really cool)** never brushes his hair!

## Extension

Now write **three sentences of your own**. Each one should include a parenthetical (extra) piece of information.

Remember to use brackets!



were	of	reptiles	types	pterosaurs
dinosaurs	(which lived millions of years ago)			and
have	rabbit	at	fluffy	an
extremely	home	I	(called Flopsy)	

play	is	let's	because	football
sunbathing	mum	not	(in the garden)	

seaside	too	small	the	we
go	whenever	best	to	I'm
the	for	rides	(or a theme park)	


Date \_\_\_\_\_

Name \_\_\_\_\_

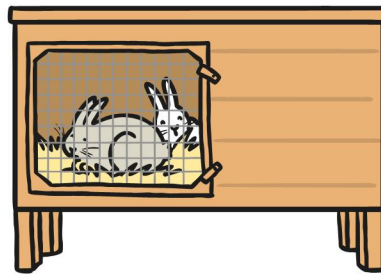
# Use Brackets to Show Parenthesis (Extra Information)

Here are some possible answers for the SEN sentence-ordering activity. There may be other variations which would also be correct:

1. Dinosaurs and pterosaurs **(which lived millions of years ago)** were types of reptiles.




2. I have an extremely fluffy rabbit **(called Flopsy)** at home.



3. Whenever we go to the seaside **(or a theme park)** I'm too small for the best rides.



4. Because mum is sunbathing **(in the garden)** let's not play football.





**Learning Objective:** - Use brackets, dashes or commas to indicate parenthesis

**Idea**

**Differentiation**

**Look for parenthesis markers** in your shared texts, either as a whole class or with guided groups. Make sure your pupils can identify which noun/noun phrase or clause is being extended by the parenthetical phrase.

Higher ability writers should be looking out for all 3 punctuation types, including where there is only a single dash or comma because the parenthesis forms the end of the sentence. Lower ability writers will find it easier to find (and, probably, use) brackets. They may need more guidance to spot where a comma is being used to demarcate parenthesis, or the difference between a hyphen and a dash.

Relate parenthesis to work you may have done already on **relative clauses**. Check out our [JWB relative clauses resources](#)

More able pupils will be using a wide range of relative pronouns, although weaker writers may need more practice with *who* and *which*.

Use our [super](#) for independent practice.

**HAP (1)** – add extra information, and work out where the given parenthesis belongs.  
**AAP (2)** – add extra information  
**LAP (3)** – as for AAP, with hints about what to write (brackets only)  
**SEN (4)** – physically fit the parenthesis into the given sentence they've built.

Give out brackets, commas and dashes from our [JWB](#). As you are reading a shared text on the board, stop and **ask for extra information** about a noun/noun phrase you have highlighted. Children say their new phrase, bookended by holding up the correct punctuation marks.

Give characters out to individuals or pairs, depending on ability.

In groups, **build a human sentence** (there's [our JWB](#)) then add parentheses to each noun/noun phrase, using the correct punctuation. How long can you make the sentence?

I have our [poster](#) visible to inspire anyone who's struggling with what sort of information they might add to the noun phrase.

As a **morning work task**, write a simple sentence on the board and challenge the class to add a parenthesis to it.

Expect more able children to give a variety of parentheses, or to add information to more than one noun phrase.